


# FORD TRUCKS 1833 LR EURO6



## Basic Features

Vehicle Type	Light Road Truck
Axle	4x2
Emission	Euro 6
Cabin Type	Sleeper Cab
Wheelbase (mm)	5500

## Engine

Type	Ecotorq 9 liters
Displacement (cc)	8974
Diameter x Stroke	115 mm x 144 mm
Power	330 PS (243 kW) @ 1900 rpm
Torque	1300 Nm @ 1200-1700 rpm
Compression Ratio	17,6 : 1
Oil Filling Volume	30 L
Coolant Volume	35 L

## Transmission

Clutch	430 mm Single Disc
Manuel Transmission / Ratios (1. gear - 9. gear)	ZF 9S1310 (9,48 - 0,75)

## Steering

Hema ZF 8098 servocom

## Chassis

Chassis Thickness	7 mm
Chassis Strength	355 MPa
Suspension (Front / Rear)	Parabolic Leaf Spring / Air Suspension
Axle	Standard Single Reduction
Axle Ratio	4,11
Tyres	315/60 R 22,5
Wheel Rim	22,5 x 9 Steel

## Braking System

Brakes (Front / Rear) (Ø.mm x mm. Length)	430 x 45 - Disc Brake
Braking System	Dual Brake Circuit, Air Processing Unit With Integrated Oil Seperator and Heater
Engine Brake Power	max. 220 kW (Engine Level)

## Electrical System

Battery	24 V, 2 x 12 V 150 Ah
Alternator / Starter Motor	130 A / 6,5 kW

## Tanks

Fuel Tank	350 L Aluminium
SCR Tank	55 L

<b>Dimensions (mm)</b>				
Front Overhang		1500		
Wheelbase		5500		
Overall Length		9388		
Overall Cab Length		2305		
Overall Vehicle Height		3040		
Overall Vehicle Width (Excluding Mirrors)		2540		
Chassis Width		866		
Rear Overhang		2388		
Useful Chassis Length		6635		
Chassis Height - Front		225		
Chassis Height - Rear		285		
Ground Clearance - Front		356		
Ground Clearance - Rear		352		
Turning Radius		8400		
<b>Weights (kg)</b>		1. Axle	2. Axle	Total
Technically Permissible Weights		7100	12600	18000
Kerb Weight		4345	2349	6694
Payload		2755	10251	11306
Gross Vehicle Mass (Legal)		7100	11500	18000

### STANDARD EQUIPMENT


- Air Conditioner
- Radio/CD/MP3 Player
- Auxiliary Cabin Heater (Dry Type)
- Cruise Control
- Disc Brake
- Engine Brake
- Electronic Brake System (EBS) and Anti-Lock Brake System (ABS)
- Electronic Stability Control (ESP)
- Lane Departure Warning System (LDWS)
- Hill Launch Assist
- Differential Lock
- Advanced Emergency Braking System (AEBS)
- Electrically Operated Windows
- Electrically Operated and Heated Side Mirrors
- Electrically Operated Headlight Leveling
- Rake and Reach Adjustable Steering Column
- Heated and Air Suspended Driver Seat
- Lumbar Support
- Manually Operated Sunroof
- Brake Lining Wear Sensor
- Immobilizer
- Single Key with Remote Control and Central Locking
- Rain Sensor
- Auto Light Sensor
- Home Safe Light
- Approach Light
- Front Fog Lamps
- Digital Tachograph
- Spare Wheel
- Rear Air Suspension
- Axle Load Indicator

### OPTIONAL EQUIPMENT

- Firefighter Pack
- Transmission Driven PTO Options & Interior Control Unit
- ADR Pack
- Cold Climate Pack
- Auxiliary Cabin Heater (Wet Type)
- Aluminium Alloy Wheel Rims
- Power Cab Tilting
- Metallic Paint/Special Colors

This leaflet includes products designed for Ford vehicles. It provides information about the current technical specifications and the standard or optional accessories available as of the date it was issued. Features of standard and optional accessories of the vehicles may be changed from time to time. For this reason, please consult our Authorized Dealers to obtain updated and accurate information on the features of the vehicle you wish to buy. For the aforementioned reason, this leaflet does not constitute an assurance as to the specifications listed herein. The images used in this leaflet may be different from the vehicles on sale. The technical specifications provided herein are for standard vehicles. Selection of any optional accessories might cause differences from these specifications.

# FORD TRUCKS 1833 LR EURO5



## Basic Features

Vehicle Type	Light Road Truck
Axle	4x2
Emission	Euro 5
Cabin Type	Day Cab
Wheelbase (mm)	5500

## Engine

Type	Ecotorq 9 liters
Displacement (cc)	8974
Diameter x Stroke	115 mm x 144 mm
Power	330 PS (243 kW) @ 1900 rpm
Torque	1300 Nm @ 1200-1700 rpm
Compression Ratio	17,6 : 1
Oil Filling Volume	30 L
Coolant Volume	35 L

## Transmission

Clutch	430 mm Single Disc
Manuel Transmission / Ratios (1. gear - 9. gear)	ZF 9S1310 (9,48 - 0,75)

## Steering

Hema ZF 8098 servocom

## Chassis

Chassis Thickness	7 mm
Chassis Strength	355 MPa
Suspension (Front /Rear)	Parabolic Leaf Spring / Air Suspension
Axle	Standard Single Reduction
Axle Ratio	4,63
Tyres	315/60 R 22,5
Wheel Rim	22,5 x 9 Steel

## Braking System

Brakes (Front / Rear) (Ø.mm x mm. Length)	430 x 45 - Disc Brake
Braking System	Dual Brake Circuit - Air Processing Unit with Integrated Oil Separator and Heater
Engine Brake Power	max. 180 kW (Engine Level)

## Electrical System

Battery	24 V, 2 x 12 V 150 Ah
Alternator / Starter Motor	130 A / 6,5 kW

## Tanks

Fuel Tank	350 L Aluminium
SCR Tank	55 L

<b>Dimensions (mm)</b>				
Front Overhang		1500		
Wheelbase		5500		
Overall Length		9388		
Overall Cab Length		2305		
Overall Vehicle Height		3040		
Overall Vehicle Width (Excluding Mirrors)		2540		
Chassis Width		866		
Rear Overhang		2388		
Useful Chassis Length		6635		
Chassis Height - Front		225		
Chassis Height - Rear		285		
Ground Clearance - Front		356		
Ground Clearance - Rear		352		
Turning Radius		8400		
<b>Weights (kg)</b>		1. Axle	2. Axle	Total
Technically Permissible Weights		7100	12600	18000
Kerb Weight		4345	2349	6694
Payload		2755	10251	11306


### STANDARD EQUIPMENT

- Radio/CD/MP3 Player
- Cruise Control
- Auxiliary Cabin Heater (Dry Type)
- Disc Brake
- Engine Brake
- Differential Lock
- Electronic Brake System (EBS) and Anti-Lock Brake System (ABS)
- Electronic Stability Control (ESP)
- Hill Launch Assist
- Electrically Operated Windows
- Electrically Operated and Heated Side Mirrors
- Electrically Operated Headlight Leveling
- Rake and Reach Adjustable Steering Column
- Heated and Air Suspended Driver Seat
- Lumbar Support
- Manually Operated Sunroof
- Brake Lining Wear Sensor
- Immobilizer
- Single Key with Remote Control and Central Locking
- Home Safe Light
- Approach Light
- Front Fog Lamps
- Digital Tachograph
- Spare Wheel
- Rear Air Suspension
- Axle Load Indicator

### OPTIONAL EQUIPMENT

- Air Conditioner
- Firefighter Pack
- Transmission Driven PTO Options & Interior Control Unit
- ADR Pack
- Cold Climate Pack
- Auxiliary Cabin Heater (Wet Type)
- Aluminium Alloy Wheel Rims
- Power Cab Tilting
- Metallic Paint / Special Colors
- Rain Sensor
- Auto Light Sensor

# FORD TRUCKS 1833 LR EURO3



## Basic Features

Vehicle Type	Light Road Truck
Axle	4x2
Emission	Euro 3
Cabin Type	Sleeper Cab
Wheelbase (mm)	5500

## Engine

Type	Ecotorq 9 liters
Displacement (cc)	8974
Diameter x Stroke	115 mm x 144 mm
Power	330 PS (243 kW) @ 1900 rpm
Torque	1300 Nm @ 1200-1700 rpm
Compression Ratio	17,6 : 1
Oil Filling Volume	30 L
Coolant Volume	35 L

## Transmission

Clutch	430 mm Single Disc
Manuel Transmission / Ratios (1. gear - 9. gear)	ZF 9S1310 (9,48 - 0,75)

## Steering

Hema ZF 8098 servocom

## Chassis

Chassis Thickness	7 mm
Chassis Strength	355 MPa
Suspension (Front / Rear)	Parabolic Leaf Spring / Air Suspension
Axle	Standard Single Reduction
Axle Ratio	4,11
Tyres	315/60 R 22,5
Wheel Rim	22,5 x 9 Steel

## Braking System

Brakes (Front / Rear) (Ø.mm x mm. Length)	430 x 45 - Disc Brake
Braking System	Dual Brake Circuit - Air Processing Unit with Integrated Oil Separator and Heater
Engine Brake Power	max. 180 kW (Engine Level)

## Electrical System

Battery	24 V, 2 x 12 V 150 Ah
Alternator / Starter Motor	130 A / 6,5 kW

## Tanks

Fuel Tank	350 L Aluminium
-----------	-----------------

<b>Dimensions (mm)</b>				
Front Overhang		1500		
Wheelbase		5500		
Overall Length		9388		
Overall Cab Length		2305		
Overall Vehicle Height		3040		
Overall Vehicle Width (Excluding Mirrors)		2540		
Chassis Width		866		
Rear Overhang		2388		
Useful Chassis Length		6635		
Chassis Height - Front		225		
Chassis Height - Rear		285		
Ground Clearance - Front		356		
Ground Clearance - Rear		352		
Turning Radius		8400		
<b>Weights (kg)</b>		1. Axle	2. Axle	Total
Technically Permissible Weights		7100	12600	18000
Kerb Weight		4197	2275	6472
Payload		2903	10325	11528

### STANDARD EQUIPMENT

- Radio/CD/MP3 Player
- Cruise Control
- Auxiliary Cabin Heater (Dry Type)
- Disc Brake
- Engine Brake
- Electronic Brake System (EBS) and Anti-Lock Brake System (ABS)
- Electronic Stability Control (ESP)
- Hill Launch Assist
- Differential Lock
- Electrically Operated Windows
- Electrically Operated and Heated Side Mirrors
- Electrically Operated Headlight Levelling
- Rake and Reach Adjustable Steering Column
- Heated and Air Suspended Driver Seat
- Lumbar Support
- Manually Operated Sunroof
- Brake Lining Wear Sensor
- Immobilizer
- Single Key with Remote Control and Central Locking
- Home Safe Light
- Approach Light
- Front Fog Lamps
- Tachograph
- Spare Wheel
- Rear Air Suspension
- Axle Load Indicator

### OPTIONAL EQUIPMENT

- Air Conditioner
- Firefighter Pack
- Transmission Driven PTO Options & Interior Control Unit
- ADR Pack
- Cold Climate Pack
- Auxiliary Cabin Heater (Wet Type)
- Aluminium Alloy Wheel Rims
- Power Cab Tilting
- Metallic Paint / Special Colors
- Digital Tachograph
- Rain Sensor
- Auto Light Sensor