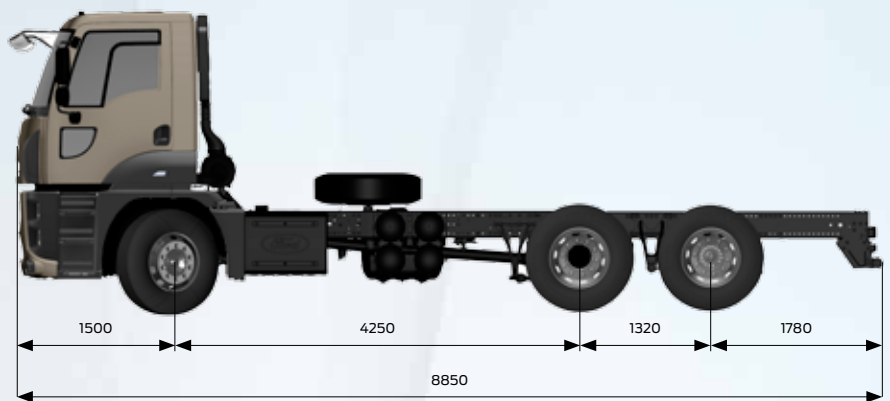



# FORD TRUCKS 2533 DC EURO6



## Basic Features

Vehicle Type	Light Road Truck
Axle	6x2
Emission	Euro 6
Cabin Type	Day Cab
Wheelbase (mm)	4250

## Engine

Type	Ecotorq 9 liters
Displacement (cc)	8974
Diameter x Stroke	115 mm x 144 mm
Power	330 PS (243 kW) @ 1900 rpm
Torque	1300 Nm @ 1200-1700 rpm
Compression Ratio	17,6 : 1
Oil Filling Volume	30 L
Coolant Volume	35 L

## Transmission

Clutch	430 mm Single Disc
Manuel Transmission / Ratios (1. gear - 9. gear)	ZF 9S1310 (9,48 - 0,75)

## Steering

Hema ZF 8098 servocom

## Chassis

Chassis Thickness	7 mm with Reinforcement
Chassis Strength	355 MPa
Suspension (Front/Rear)	Parabolic Leaf Spring / Compensating Arm Mechanical Suspension
Axle	Standard Single Reduction
Axle Ratio	4,63
Tyres (Front/Rear)	315/80 R 22,5
Wheel Rim	22,5 x 9 Steel

## Braking System

Brakes (Front/Rear) (Ø.mm x mm. Length)	430 x 45 - Disc Brake
Braking System	Dual Brake Circuit - Air Processing Unit With Integrated Oil Separator and Heater
Engine Brake Power	max. 220 kW (Engine Level)

## Electrical System

Battery	24V, 2 x 12V 150 Ah
Alternator / Starter Motor	130 A / 6,5 kW

## Tanks

Fuel Tank	350 L Aluminium
SCR Tank	55 L

Dimensions (mm)	
Front Overhang	1500
Wheelbase	4250
Overall Length	8850
Distance between 2 <sup>nd</sup> and 3 <sup>th</sup> wheel centers	1320
Overall Cab Length	1820
Overall Vehicle Height	3130
Overall Vehicle Width (Excluding Mirrors)	2540
Chassis Width	770
Rear Overhang	1780
Useful Chassis Length	6580
Chassis Height - Front	225
Chassis Height - Rear	285
Ground Clearance - Front	350
Ground Clearance - Rear	358
Turning Radius	9350

Weights (kg)	1. Axle	2. Axle	3. Axle	Total
Technically Permissible Weights	7100	12000	8700	26000
Kerb Weight	4585	2089	1353	8027
Payload	2515	9911	7347	17973
GVM (Legal)	7100	11500	8700	25000

### STANDARD EQUIPMENT

- Radio/CD/MP3 Player
- Cruise Control
- Disc Brake
- Engine Brake
- Electronic Brake System (EBS) and Anti-Lock Brake System (ABS)
- Electronic Stability Control (ESP)
- Lane Departure Warning System (LDWS)
- Hill Launch Assist
- Differential Lock
- Electrically Operated Windows
- Electrically Operated and Heated Side Mirrors
- Rake and Reach Adjustable Steering Column
- Electrically Operated Headlight Leveling
- Heated and Air Suspended Driver Seat
- Lumbar Support
- Manually Operated Sunroof
- Brake Lining Wear Sensor
- Immobilizer
- Single Key with Remote Control and Central Locking
- Rain Sensor
- Auto Light Sensor
- Home Safe Light
- Approach Light
- Front Fog Lamps
- Digital Tachograph
- Spare Wheel
- Tag Axle Lifting (Auto Drop Function)


### OPTIONAL EQUIPMENT

- Air Conditioner
- Residual Collection Pack
- Firefighter Pack
- Transmission Driven PTO & Interior Control Unit
- Engine Driven PTO & Interior Control Unit \*\*
- ADR
- Cold Climate Pack
- Auxiliary Cabin Heater (Wet Type)
- Aluminium Alloy Wheels
- Power Cab Tilting
- Metallic Paint / Special Colors
- 4750 mm Wheelbase Option
- Vertical Exhaust \*
- Short Bumper \*
- 12 R 22,5 Tyre Option
- Advanced Emergency Braking System (AEBS)
- Dual Passenger Seat
- Low Liner Pack - with 315/60 Tyre and 4,11 Axle Ratio

\* Available for Residual Collection Pack Only.

\*\* Available for Residual Collection Pack & Fire Fighters.

# FORD TRUCKS 2533 DC EURO5



## Basic Features

Vehicle Type	Light Road Truck
Axle	6x2
Emission	Euro 5
Cabin Type	Day Cab
Wheelbase (mm)	4250

## Engine

Type	Ecotorq 9 liters
Displacement (cc)	8974
Diameter x Stroke	115 mm x 144 mm
Power	330 PS (243 kW) @ 1900 rpm
Torque	1300 Nm @ 1200-1700 rpm
Compression Ratio	17,6 : 1
Oil Filling Volume	30 L
Coolant Volume	35 L

## Transmission

Clutch	430 mm Single Disc
Manuel Transmission / Ratios (1. gear - 9. gear)	ZF 9S1310 (9,48 - 0,75)

## Steering

Hema ZF 8098 servocom

## Chassis

Chassis Thickness	7 mm with Reinforcement
Chassis Strength	355 MPa
Suspension (Front / Rear)	Parabolic Leaf Spring / Compensating Arm Mechanical Suspension
Axle (Front / Rear)	Standard Single Reduction
Axle Ratio	4,63
Tyres (Front / Rear)	315/80 R 22,5
Wheel Rim	22,5 x 9 Steel

## Braking System

Brakes (Front / Rear) (Ø.mm x mm. Length)	430 x 45 - Disc Brake
Braking System	Dual Brake Circuit - Air Processing Unit With Integrated Oil Separator and Heater
Engine Brake Power	max. 180 kW (Engine Level)

## Electrical System

Battery	24V, 2 x 12V 150 Ah
Alternator / Starter Motor	130 A / 6,5 kW

## Tanks

Fuel Tank	350 L Aluminium
SCR Tank	55 L

<b>Dimensions (mm)</b>	
Front Overhang	1500
Wheelbase	4250
Overall Length	8850
Distance between 2 <sup>nd</sup> and 3 <sup>th</sup> Wheel Centers	1320
Overall Cab Length	1820
Overall Vehicle Height	3130
Overall Vehicle Width (Excluding Mirrors)	2540
Chassis Width	770
Rear Overhang	1780
Useful Chassis Length	6580
Chassis Height - Front	225
Chassis Height - Rear	285
Ground Clearance - Front	350
Ground Clearance - Rear	358
Turning Radius	9360

<b>Weights (kg)</b>	<b>1. Axle</b>	<b>2. Axle</b>	<b>3. Axle</b>	<b>Total</b>
Technically Permissible Weights	7100	12000	8700	26000
Kerb Weight	4540	2059	1338	7937
Payload	2560	9941	7362	18063

### STANDARD EQUIPMENT

- Radio/CD/MP3 Player
- Cruise Control
- Disc Brake
- Engine Brake
- Electronic Brake System (EBS) Including Anti-Lock Brake System (ABS)
- Electronic Stability Control (ESP)
- Hill Launch Assist
- Differential Lock
- Electrically Operated Windows
- Electrically Operated and Heated Side Mirrors
- Headlight Levelling
- Heated and Air Suspended Driver Seat
- Lumbar Support
- Manually Operated Sunroof
- Brake Lining Wear Sensor
- Immobilizer
- Single Key with Remote Control and Central Locking Auto Light Sensor
- Home Safe Light
- Approach Light
- Front Fog Lamps
- Digital Tachograph
- Spare Wheel

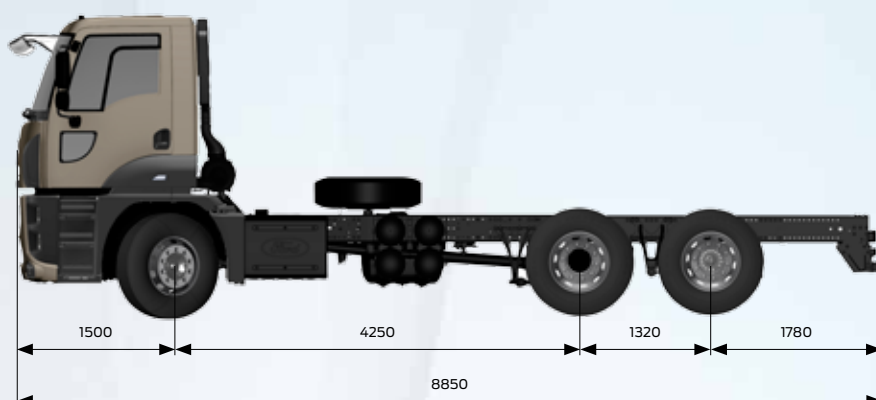
### OPTIONAL EQUIPMENT

- Air Conditioner
- Residual Collection Pack
- Firefighter Pack
- Transmission Driven PTO Options & Interior Control Unit
- Engine Driven PTO & Interior Control Unit \*\*
- ADR Pack
- Cold Climate Pack
- Auxiliary Cabin Heater (Wet Type)
- Aluminium Alloy Wheels
- Power Cab Tilting
- Metallic Paint / Special Colors
- 4750 mm Wheelbase Option
- Vertical Exhaust \*
- Short Bumper \*
- 12 R 22,5 Tyre Option
- Rain Sensor
- Auto Light Sensor
- Dual Passenger Seat

\* Available for Residual Collection Pack

\*\* Available for Residual Collection Pack & Fire Fighter Pack

# FORD TRUCKS 2533 DC EURO3



## Basic Features

Vehicle Type	Light Road Truck
Axle	6x2
Emission	Euro 3
Cabin Type	Day Cab
Wheelbase (mm)	4250

## Engine

Type	Ecotorq 9 liters
Displacement (cc)	8974
Diameter x Stroke	115 mm x 144 mm
Power	330 PS (243 kW) @ 1900 rpm
Torque	1300 Nm @ 1200-1700 rpm
Compression Ratio	17,6 : 1
Oil Filling Volume	30 L
Coolant Volume	35 L

## Transmission

Clutch	430 mm Single Disc
Manuel Transmission / Ratios (1. gear - 9. gear)	ZF 9S1310 (9,48 - 0,75)

## Steering

Hema ZF 8098 servocom

## Chassis

Chassis Thickness	7 mm with Reinforcement
Chassis Strength	355 MPa
Suspension (Front / Rear)	Parabolic Leaf Spring / Compensating Arm Mechanical Suspension
Axle (Front / Rear)	Standard Single Reduction
Axle Ratio	4,63 FDR
Tyres (Front / Rear)	315/80 R 22,5
Wheel Rim	22,5 x 9 Steel

## Braking System

Brakes (Front / Rear) (Ø.mm x mm. Length)	430 x 45 mm - Disc Brake
Braking System	Dual Brake Circuit - Air Processing Unit With Integrated Oil Separator and Heater
Engine Brake Power	max. 180 kW (Engine Level)

## Electrical System

Battery	24 V, 2 x 12 V 150 Ah
Alternator / Starter Motor	130 A / 6,5 kW

## Tanks

Fuel Tank	350 L Aluminium
-----------	-----------------

<b>Dimensions (mm)</b>	
Front Overhang	1500
Wheelbase	4250
Overall Length	8850
Distance Between 2 <sup>nd</sup> and 3 <sup>th</sup> Wheel Centers	1320
Overall Cab Length	1820
Overall Vehicle Height	3130
Overall Vehicle Width (Excluding Mirrors)	2540
Chassis Width	770
Rear Overhang	1780
Useful Chassis Length	6580
Chassis Height - Front	225
Chassis Height - Rear	285
Ground Clearance - Front	350
Ground Clearance - Rear	358
Turning Radius	9350

<b>Weights (kg)</b>	<b>1. Axle</b>	<b>2. Axle</b>	<b>3. Axle</b>	<b>Total</b>
Technically Permissible Weights	7100	12000	8700	26000
Kerb Weight	4474	2015	1316	7805
Payload	2626	9985	7384	18195

### STANDARD EQUIPMENT

- Radio/CD/MP3 Player
- Cruise Control
- Disc Brake
- Engine Brake
- Electronic Brake System (EBS) including Anti-lock Brake System (ABS)
- Electronic Stability Control (ESP)
- Hill Launch Assist
- Differential Lock
- Electrically Operated Windows
- Electrically Operated and Heated Side Mirrors
- Electrically Operated Headlight Levelling
- Heated and Air Suspended Driver Seat
- Lumbar Support
- Manually Operated Sunroof
- Brake Lining Wear Sensor
- Immobilizer
- Single Key with Remote Control and Central Locking
- Home Safe Light
- Approach Light
- Front Fog Lamps
- Tachograph

### OPTIONAL EQUIPMENT

- Air Conditioner
- Residual Collection Pack
- Firefighter Pack
- Transmission Driven PTO Options & Interior Control Unit
- Engine Driven PTO & Interior Control Unit \*\*
- ADR Pack
- Cold Climate Pack
- Auxiliary Cabin Heater (Wet Type)
- Aluminium Alloy Wheels
- Power Cab Tilting
- Metallic Paint / Special Colors
- 4750 mm Wheelbase Option
- Vertical Exhaust \*
- Short Bumper \*
- 12 R 22,5 Tyre Option
- Rain Sensor
- Auto Light Sensor
- Double Passenger Seat

\* Available for Residual Collection Pack

\*\* Available for Residual Collection Pack & Fire Fighter Pack

This leaflet includes products designed for Ford vehicles. It provides information about the current technical specifications and the standard or optional accessories available as of the date it was issued. Features of standard and optional accessories of the vehicles may be changed from time to time. For this reason, please consult our Authorized Dealers to obtain updated and accurate information on the features of the vehicle you wish to buy. For the aforementioned reason, this leaflet does not constitute an assurance as to the specifications listed herein. The images used in this leaflet may be different from the vehicles on sale. The technical specifications provided herein are for standard vehicles. Selection of any optional accessories might cause differences from these specifications.