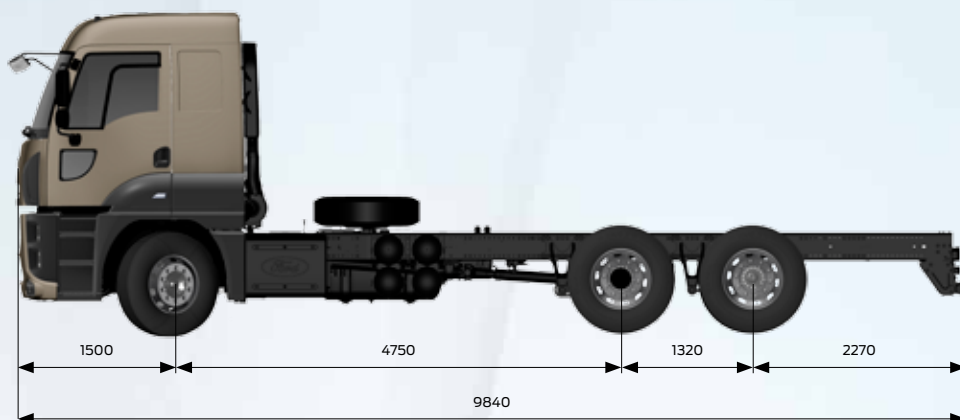
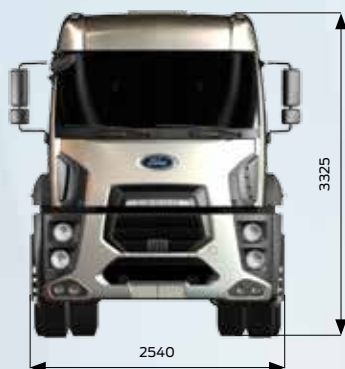


FORD TRUCKS 2542 HR EURO6



Basic Features

Vehicle Type	Road Truck
Axle	6x2
Emission	Euro 6
Cabin Type	High Roof Sleeper Cab
Wheelbase (mm)	4750

Engine

Type	Ecotorq 12,7 litre
Displacement (cc)	12740
Diameter x Stroke	130 mm x 160 mm
Power	420 PS (308,9 kW) / 1800 rpm
Torque	2150 Nm / 1000-1300 rpm
Compression Ratio	17 +/- 0,5 : 1
Oil Filling Volume	50 L
Coolant Volume	37 L (57 L with Intarder)

Transmission

Clutch	430 mm Single Disc
Automated Transmission / Ratios (1. gear - 12. gear)	ZF 12 TX 2210 (16,688 - 1)

Steering

Hema ZF 8098 servocom

Chassis

Chassis Thickness	7 mm with Reinforcement
Chassis Strength	355 MPa
Suspension (Front/Rear)	Parabolic Leaf Spring / Compensating Arm Mechanical Suspension
Axle	Standard Single Reduction
Axle Ratio	2,64
Tyres (Front/Rear)	12 R 22,5
Wheel Rim	22,5 x 9 Steel

Braking System

Brakes (Front/Rear) (Ø.mm x mm. Length)	430 mm Disc Brakes
Braking System	Dual Brake Circuit - Air Processing Unit with Integrated Oil Separator and Heater
Engine Brake Power	max. 340 kW (Engine Level)
Intarder Power	max. 600 kW / continuous 160 kW

Electrical System

Battery	24V, 2 x 12V 150 Ah
Alternator / Starter Motor	130 A / 6,5 kW

Tanks

Fuel Tank	550 L Aluminium
SCR Tank	78 L

Dimensions (mm)	
Front Overhang	1500
Wheelbase	4750
Overall Length	9840
Distance Between 2 nd and 3 th Wheel Centers	1330
Overall Cab Length	2305
Overall Vehicle Height	3325
Overall Vehicle Width (Excluding Mirrors)	2540
Chassis Width	866
Rear Overhang	2270
Useful Chassis Length	7200
Chassis Height - Front	225
Chassis Height - Rear	285
Ground Clearance - Front	330
Ground Clearance - Rear	370
Turning Radius	10140

Weights (kg)	1. Axle	2. Axle	3. Axle	Total
Technically Permissible Weights	7100	12600	10400	26000
Kerb Weight	5396	2331	1546	9273
Payload	1704	10269	8854	16727
GVM (Legal)	7100	11500	10000	25000

STANDARD EQUIPMENT

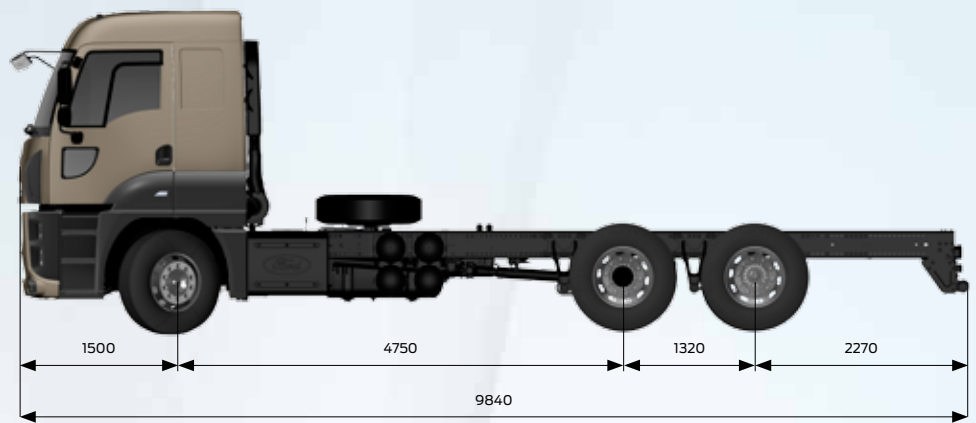

- Air Conditioner
- Auxiliary Cabin Heater (Dry Type)
- Radio/CD/MP3 Player
- Cruise Control
- Automated Transmission (With Different Usage Modes)
- Disc Brake
- Engine Brake
- Electronic Brake System (EBS) Including Anti-Lock Brake System (ABS)
- Electronic Stability Control (ESP)
- Lane Departure Warning System (LDWS)
- Hill Launch Assist
- Differential Lock
- Electrically Operated Windows
- Electrically Operated and Heated Side Mirrors
- Heated and Air Suspended Driver Seat
- Electrically Operated Headlight Leveling
- Rake and Reach Adjustable Steering Column
- Lumbar Support
- Manually Operated Sunroof
- Brake Lining Wear Sensor
- Immobilizer
- Single Key with Remote Control and Central Locking
- Rain Sensor
- Auto Light Sensor
- Home Safe Light
- Approach Light
- Front Fog Lamps
- Digital Tachograph
- Spare Wheel
- Tag Axle Lifting (Auto Drop Function)
- Air Suspended Cab

OPTIONAL EQUIPMENT

- Firefighter Pack
- Engine Driven PTO & Interior Control Unit *
- Transmission Driven PTO Options & Interior Control Unit
- ADR
- Cold Climate Pack
- Auxiliary Cabin Heater (Wet Type)
- Aluminium Alloy Wheels
- Power Cab Tilting
- Metallic Paint / Special Colors
- Intarder
- Advanced Emergency Braking System (AEBS)

* Available for Firefighter Pack Only

FORD TRUCKS 2542 HR EURO5



Basic Features

Vehicle Type	Road Truck
Axle	6x2
Emission	Euro 5
Cabin Type	High Roof Sleeper Cabin
Wheelbase (mm)	4750

Engine

Type	Ecotorq 12,7 litre
Displacement (cc)	12740
Diameter x Stroke	130 mm x 160 mm
Power	420 PS (308,9 kW) / 1800 rpm
Torque	2150 Nm / 1000-1300 rpm
Compression Ratio	17 +/- 0,5 : 1
Oil Filling Volume	50 L
Coolant Volume	37 L (57 L with Intarder)

Transmission

Clutch	430 mm Single Disc
Automated Transmission / Ratios (1. gear - 12. gear)	ZF 12 TX 2210 (16,688 - 1)

Steering

Hema ZF 8098 servocom

Chassis

Chassis Thickness	7 mm with Reinforcement
Chassis Strength	355 MPa
Suspension (Front / Rear)	Parabolic Leaf Spring / Compensating Arm Mechanical Suspension
Axle	Standard Single Reduction
Axle Ratio	2,64
Tyres (Front / Rear)	12 R 22,5
Wheel Rim	22,5 x 9 Steel

Braking System

Brakes (Front / Rear) (Ø.mm x mm. Length)	430 x 45 mm - Disc Brake
Braking System	Dual Brake Circuit - Air Processing Unit with Integrated Oil Separator and Heater
Engine Brake Power	max. 340 kW (Engine Level)
Intarder Power	max. 600 kW / continuous 160 kW

Electrical System

Battery	24 V, 2 x 12 V 150 Ah
Alternator / Starter Motor	130 A / 6,5 kW

Tanks

Fuel Tank	550 L Aluminium
SCR Tank	78 L

Dimensions (mm)	
Front Overhang	1500
Wheelbase	4750
Overall Length	9835
Distance Between 2 nd and 3 th Wheel Centers	1330
Overall Cab Length	2305
Overall Vehicle Height	3325
Overall Vehicle Width (Excluding Mirrors)	2540
Chassis Width	866
Rear Overhang	2270
Useful Chassis Length	7200
Chassis Height - Front	225
Chassis Height - Rear	285
Ground Clearance - Front	330
Ground Clearance - Rear	370
Turning Radius	10140

Weights (kg)	1. Axle	2. Axle	3. Axle	Total
Technically Permissible Weights	7100	12600	10400	26000
Kerb Weight	5324	2322	1537	9183
Payload	1776	10278	8863	16817

STANDARD EQUIPMENT

- Radio/CD/MP3 Player
- Cruise Control
- Disc Brake
- Engine Brake
- Electronic Brake System (EBS) including Anti-Lock Brake System (ABS)
- Automated Transmission (With Different Usage Modes)
- Electrically Operated Windows
- Electrically Operated Headlight Levelling
- Electrically Operated and Heated Side Mirrors
- Hill Launch Assist
- Spare Wheel
- Manually Operated Sunroof
- Heated and Air Suspended Driver Seat
- Lumbar Support
- Rake and Reach Adjustable Steering Column
- Front Fog Lamps
- Immobilizer
- Single Key with Remote Control and Central Locking
- Electronic Stability Control (ESP)
- Home Safe Light
- Approach Light
- Differential Lock
- Brake Lining Wear Sensor
- Digital Tachograph
- Tag Axle Lifting

OPTIONAL EQUIPMENT

- Air Conditioner
- Intarder
- Firefighter Pack
- Transmission Driven PTO & Interior Control Unit
- Engine Driven PTO & Interior Control Unit *
- ADR Pack
- Cold Climate Pack
- Auxiliary Cabin Heater (Wet Type)
- Aluminium Alloy Wheels
- Power Cab Tilting
- Metallic Paint/Special Colors
- Low Roof Sleeper Cabin Options
- Rain Sensor
- Auto Light Sensor
- Air Suspended Cab

* Available for Firefighter Pack Only